

INSTRUCTION PAGE

This file is one of two files in the Cards for Christ series. Both files should be downloaded and both files should be printed out. One file has the Christmas Cards in PORTRAIT format and the other file has DIFFERENT Christmas Cards in LANDSCAPE format.

These cards are merely an example of many more that can be produced and tailored to you own personal needs. Go ahead and make your own to supplement what is here.

TO PRINT AND USE THESE CARDS

(1) First of all print out the NEXT TWO PAGES which contain the pictures and suggested “GIFTS” or “SACRIFICES” that can be made. There are 4 on each page, giving a total of 8 Christmas Cards per file and a total of 16 Christmas Cards over both files.

(2) If you so desire, once you have printed out the pictures, you can re-feed the printed pages of the pictures and print the instructions on the reverse of the picture side. These instructions are on the final page of this file. **THE REVERSE SIDE OF EACH CARD IS MEANT TO BE MARKED WITH THE ONGOING NUMBER OF PRAYERS AND SACRIFICES THAT WILL BE PERFORMED.**

(3) Simply chalk-up your extra prayers, sacrifices, virtues, etc., on the appropriate card each day, or even many times during the day—especially where large quantities may be involved, such as ejaculations (which are short one sentence prayers, e.g. “Jesus I love you!”).


(4) You can print out a personal set containing all the 16 cards for each family member, or have all the family members chalk-up their prayers and deeds on one and the same card.

(5) Ideally, at the end of Christmas Eve, at Midnight (or afterwards if you are attending Midnight Mass), or even on Christmas Morning, **BUT BEFORE THE FAMILY GIVE EACH OTHER THEIR CHRISTMAS PRESENTS AND OPEN THEM**, each family member should come forward—in a procession if you wish—and place their Christmas Cards for Christ before the Infant Jesus in the manger. Rather than have all in one single pile, it would be more impressive to have them cover a much larger area of space, whether they are placed alongside each other in an orderly fashion, or spontaneously scattered around the Nativity Scene or manger.

(6) While the members of the family perform the offering of their personal Christmas Cards for Christ, a Christmas Carol could be sung (if you have decent singers), or a Christmas Carol could be played on a musical instrument, or even a recorded Christmas Carol could be played from a CD or other recording. Alternatively, the Third Joyful Mystery of the Rosary (the Nativity) could be prayed.

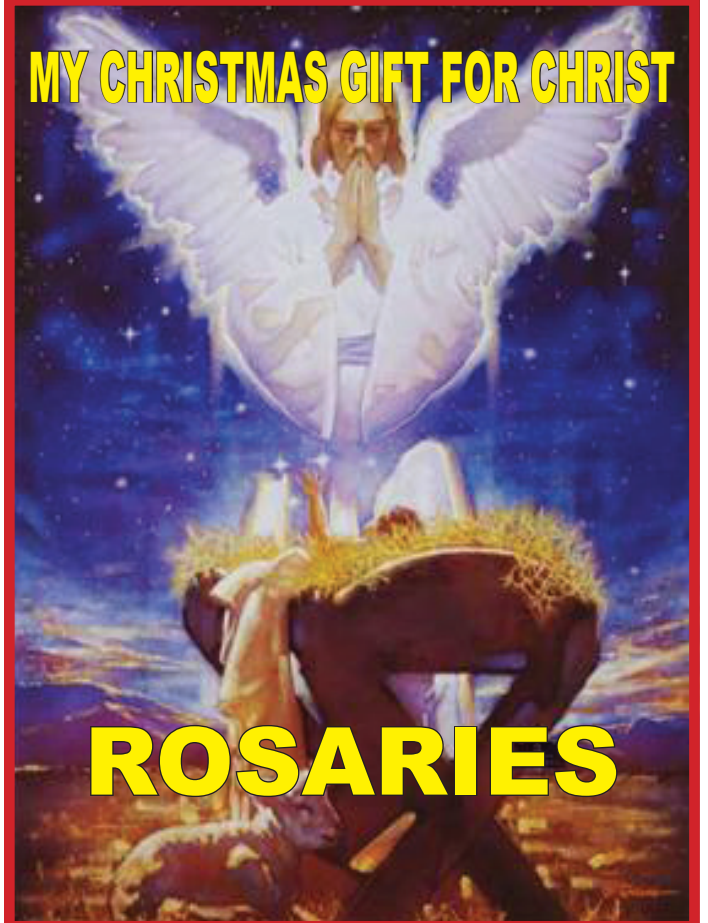
(7) Afterwards, the cards can be arranged in such a way as best conforms to the layout of your Nativity Scene and the available space in the room. You could place all your cards around your Nativity Scene, or place them in baskets, or hang them up—whichever works best for your home and its lay-out.

MY CHRISTMAS GIFT FOR CHRIST



FASTING

MY CHRISTMAS GIFT FOR CHRIST



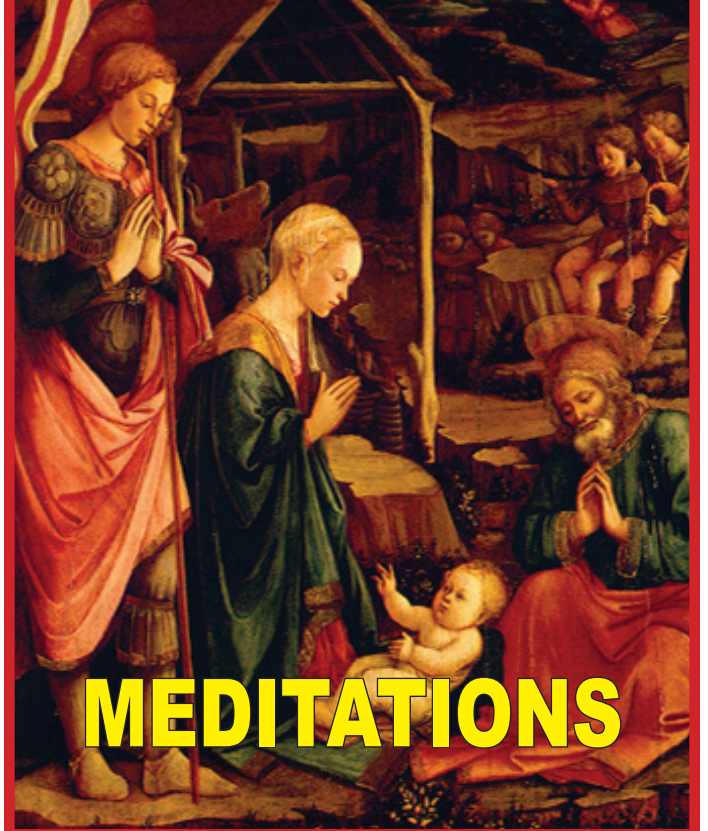
ROSARIES

MY CHRISTMAS GIFT FOR CHRIST




**READING ABOUT
CHRISTMAS**

MY CHRISTMAS GIFT FOR CHRIST



MEDITATIONS

MY CHRISTMAS GIFT FOR CHRIST



**ABSTAINING FROM
PHONE & SOCIAL MEDIA**

MY CHRISTMAS GIFT FOR CHRIST



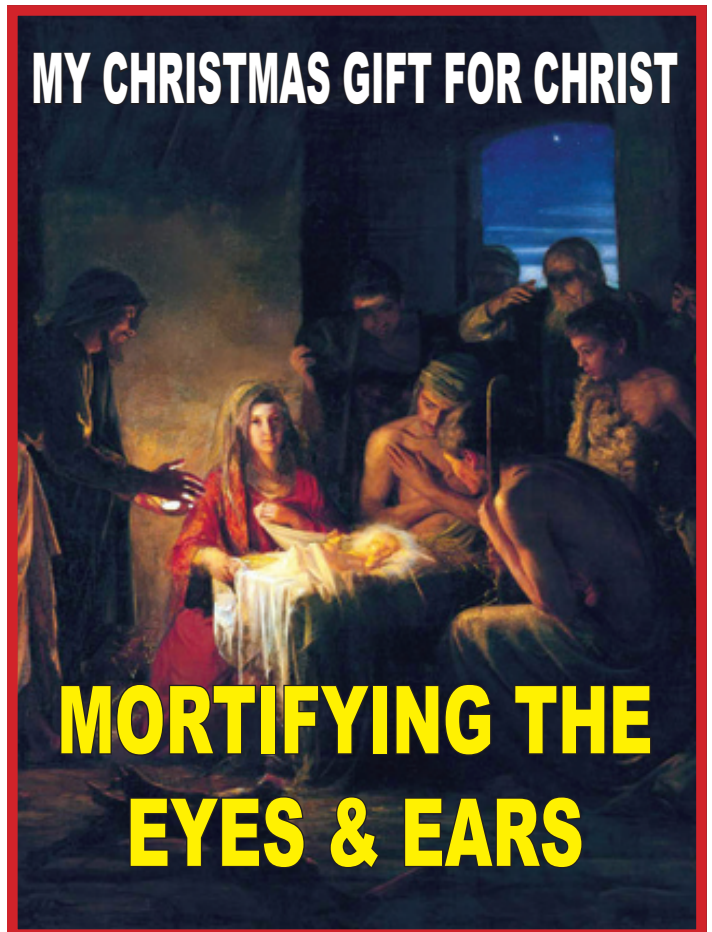
**NO TV OR
INTERNET**

MY CHRISTMAS GIFT FOR CHRIST



**OTHER
SACRIFICES**

MY CHRISTMAS GIFT FOR CHRIST



**MORTIFYING THE
EYES & EARS**

RECORD YOUR LITTLE GIFTS ON THIS CARD

Each time you perform this virtue or action chalk-it-up with a vertical dash. For example, if you have done it five times, you will have five vertical dashes — I I I I I

Then, on Christmas Day, place all you cards somewhere close to or around your Nativity scene, or hang them on the wall, etc.

RECORD YOUR LITTLE GIFTS ON THIS CARD

Each time you perform this virtue or action chalk-it-up with a vertical dash. For example, if you have done it five times, you will have five vertical dashes — I I I I I

Then, on Christmas Day, place all you cards somewhere close to or around your Nativity scene, or hang them on the wall, etc.

RECORD YOUR LITTLE GIFTS ON THIS CARD

Each time you perform this virtue or action chalk-it-up with a vertical dash. For example, if you have done it five times, you will have five vertical dashes — I I I I I

Then, on Christmas Day, place all you cards somewhere close to or around your Nativity scene, or hang them on the wall, etc.

RECORD YOUR LITTLE GIFTS ON THIS CARD

Each time you perform this virtue or action chalk-it-up with a vertical dash. For example, if you have done it five times, you will have five vertical dashes — I I I I I

Then, on Christmas Day, place all you cards somewhere close to or around your Nativity scene, or hang them on the wall, etc.